

Required Equipment

Quick-acting clamp for wheel reflecting mirror of front wheels

Clamp for wheel reflecting mirror of rear wheels

Wheel reflecting mirror for front wheels


Wheel reflecting mirror for rear wheels

Up to now, the wheel reflecting mirrors of the optical axle measuring units were attached by means of universal clamps held on rim flange. **The wheel reflecting mirrors can now be attached by means of quick-acting clamps.** Here, the hub of the clamp is centered by means of feeler pins via the five wheel hub fastening holes on vehicle and is clamped to the tire by means of two clips (Fig. 1 to 3).




R40-5511

Fig. 1 a Receiving holes in disc wheel



R40-5486

Fig. 2
Quick-action clamp for wheel reflecting mirror of front wheels

R40-5651

Fig. 3

Wheel reflecting mirror on front wheel

79 Rotary support for front wheels

79a Holding pins

83 Quick-acting clamp for wheel reflecting mirrors of front wheels

85a Three-part wheel reflecting mirror

The hubs of the present quick-acting clamps are designed for use both with steel disc wheels and light alloy disc wheels.

Since only the front axle requires three-part wheel reflecting mirrors, a single mirror is now used for the rear wheels. In such a case, the wheel reflecting mirror holder is merely pushed against the wheel hub while measuring (Fig. 4 and 5).

40.1 Attachment of Wheel Reflecting Mirrors

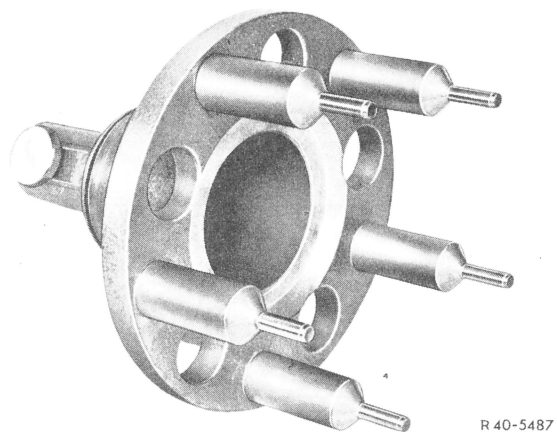


Fig. 4
Holder for wheel reflecting mirror of rear wheels




Fig. 5
Wheel reflecting mirror on rear wheel
80 Sliding support
84 Holder for wheel reflecting mirror of rear wheels
86 Single wheel reflecting mirror